

## **Performance Indicators, 2015-16**

The report covers the period 1 August 2015 to 31 July 2016. Additional information and the technical guidance relating to these performance indicators can be found on the Scottish Funding Council's website – [www.sfc.ac.uk](http://www.sfc.ac.uk)

Ayrshire College is delighted to note improvements across a range of key performance indicators with particular highlights below.

<b>Ayrshire College</b>	<b>2015-16</b>	<b>2014-15</b>	<b>Increase on year</b>
FE full-time	61.2%	58.6%	2.6%
HE full-time	63.1%	62.3%	0.8%
<b>Scotland</b>	<b>2015-16</b>	<b>2014-15</b>	<b>Increase on year</b>
FE full-time	65.5%	64.0%	1.5%
HE full-time	72.2%	71.3%	0.9%

We recognise that we are below the sector average for both FE full-time and HE full-time provision, however, we have increased success over the year by a higher percentage than the sector average in FEFT and just below the sector average in HEFT.

### **Activity target**

- The college delivered 1.56% above the Scottish Funding Council's activity target of 125,507 credits

### **Overall success**

- The number of students successfully completing FE full-time courses improved by 2.6%
- The number of students successfully completing HE full-time courses improved by 0.8%

### **Success by age**

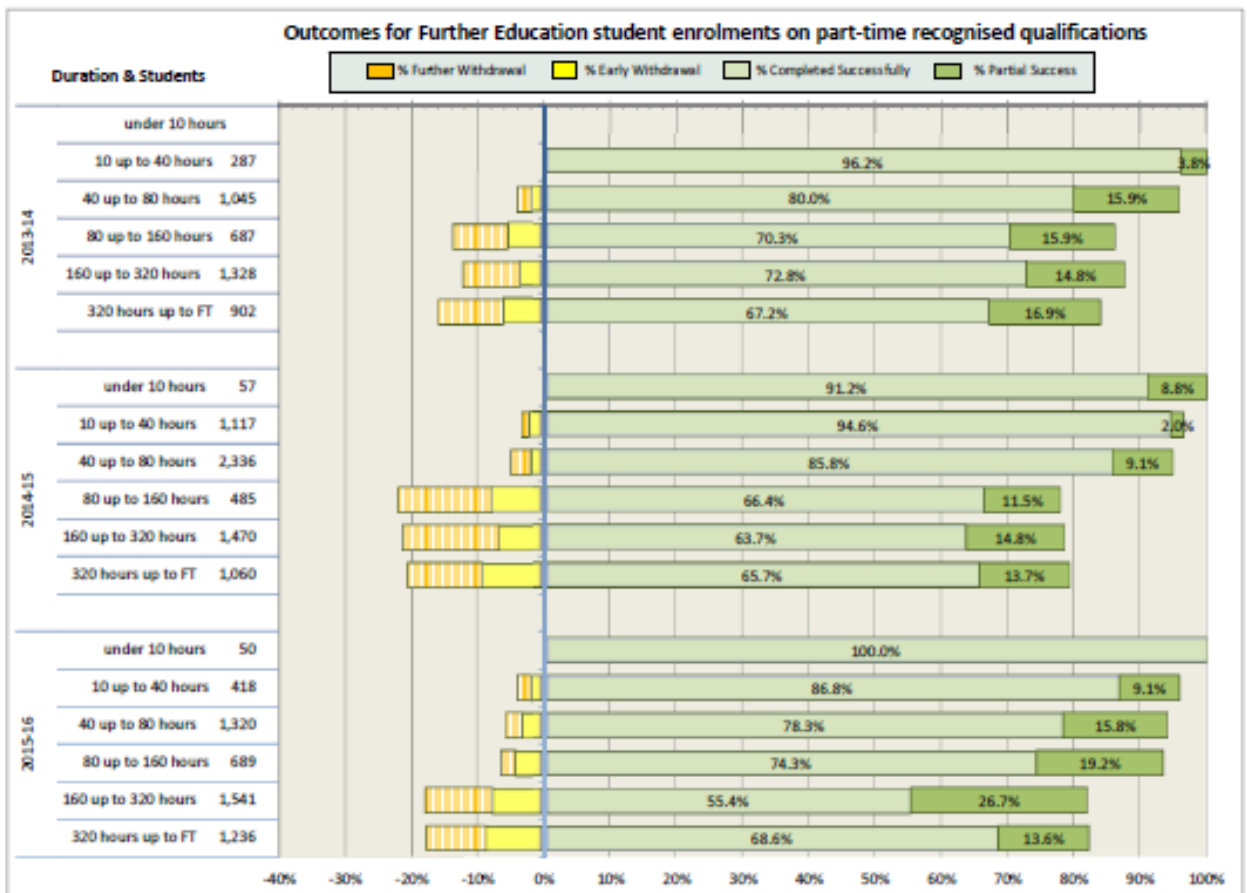
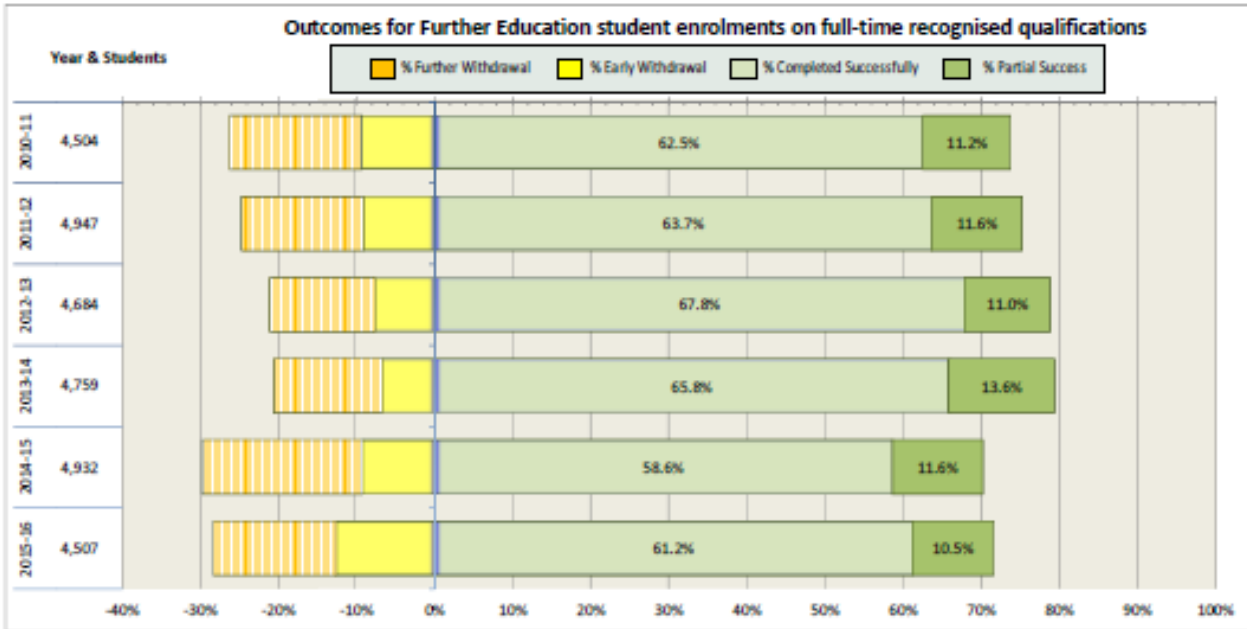
- The number of students successfully completing full-time courses improved in four out of the five Scottish Funding Council defined age ranges.

### **Success by Gender**

- The number of male students successfully completing FE full-time courses improved by 3.9%
- The number of female students successfully completing HE full-time courses improved by 4.3%

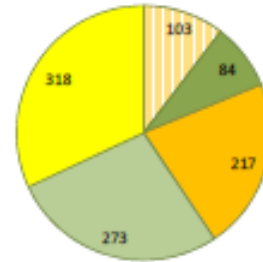
### **Key Groups of Students**

- The number of students from the 10% most deprived data zone areas improved by 3.7%
- The number of students from the 20% most deprived data zone areas improved by 2.2%
- The success rates of full-time students with a declared disability improved by 0.6%



**Level of achievement for students completing an FE course of 160 hours or more who did not achieve 'full' success  
(An overview of the 'completed partial success' group above)**

- Number of students who complete their course without gaining any units / credits
- Number of students completing their course achieving up to 25% of planned units
- Number of students completing their course achieving 25 to 50% of planned units
- Number of students completing their course achieving 50 to 75% of planned units
- Number of students completing their course achieving at least 75% of planned units



**Outcomes for Higher Education student enrolments on full-time recognised qualifications**

Year & Students

■ % Further Withdrawal ■ % Early Withdrawal ■ % Completed Successfully ■ % Partial Success

